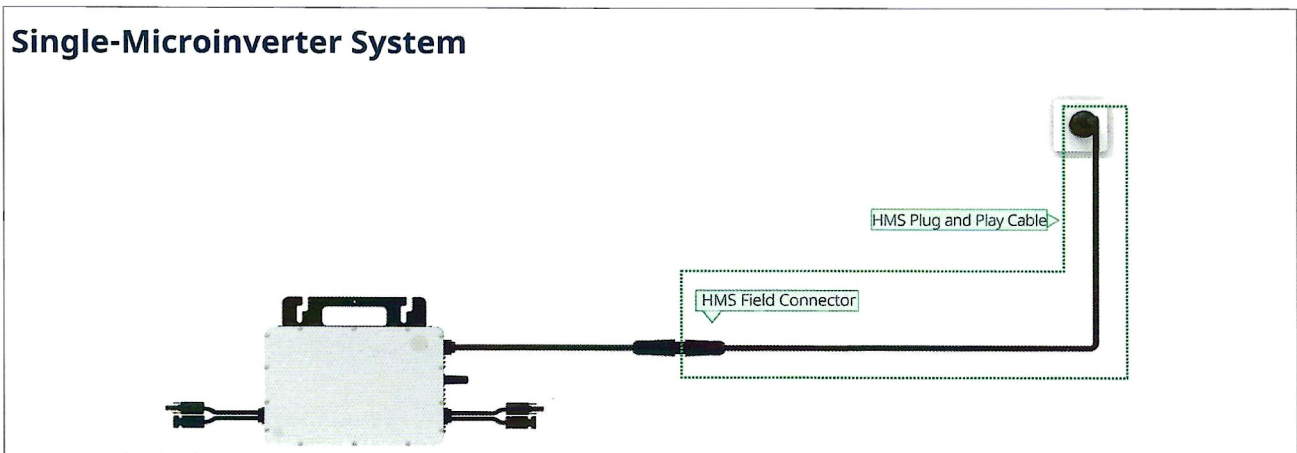


# HMS Cable Accessories

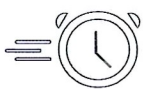
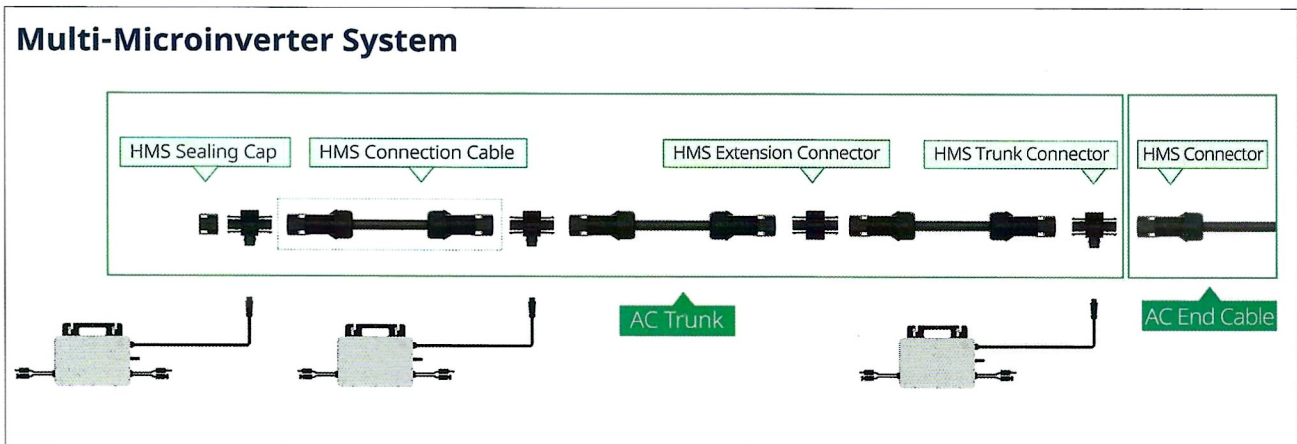
## SIMPLIFY YOUR INSTALLATION WITH EASY & FLEXIBLE & RELIABLE CABLE SYSTEM

The HMS cable system is a revolutionary cabling solution designed for the HMS series microinverters, which can be used in PV systems with either one or multiple microinverters. Its user-friendly plug-and-play design makes the installation easier, faster, and more reliable. The HMS cable system also features highly flexible, allowing users to mix and match HMS Connection Cables of different sizes or lengths to achieve their desired wiring configuration at the lowest cost.

### Single-Microinverter System



### Multi-Microinverter System



#### Time-saving & Cost-effective

- Plug-and-play design eliminates the need for complex wiring and crimping, cutting installation time by 70%
- Handle current up to 40 A, allowing more microinverters to be connected in series and lowering system costs



#### Compatibility

- Work seamlessly with the current HMS series microinverters



#### Flexibility

- Provide great flexibility for AC Trunk design that caters to the specific requirements of your PV system
- Work with HMS Connection Cables of different cable sizes



#### Reliability

- Improved internal design reduces connection resistance
- Plug-and-play assembly minimize the risk of errors during field installation

# Single-Microinverter System

## HMS Field Connector

HMS Field Connector is designed for the situation where a PV system only has one micro-inverter. It provides a quick and simple electrical connection between the microinverter and the grid by serving as a joining component.



## HMS Plug and Play Cable

HMS Plug and Play Cable is designed for the situation where a PV system has only one microinverter. It consists of the HMS field connector, AC cable, and plug. The HMS field connector is connected to the microinverter, and the plug is connected to the household socket in accordance with local regulations.



## Technical Specifications

### HMS Field Connector Parameters

Pin number	2P + PE
Rated voltage	300 V
Rated current	12 A (Use 1.5 mm <sup>2</sup> copper cable)
Applicable cable specification	1.0 / 1.5 mm <sup>2</sup>
Applicable cable outer diameter	8 mm to 9.5 mm
Cable connection type	screw pressing
Ambient temperature range	-40°C to +85°C
Dimensions (L × W × H)	135 × 38 × 25 mm
Protection degree	IP68
Flame resistance degree	UL94-V0
Compliance	RoHS
Product standard	PPP 59015A: 2013

### HMS Plug and Play Cable Parameters

Consisting components	HMS Field Connector + Cable + AC plug
Cable type	PV07AC-F
Conductors cross-sectional area	1.5 mm <sup>2</sup>
Cable outer diameter	9.3±0.40 mm
Minimum bending radius	5 cm
AC Plug standard	CEE 7/7
Rated voltage	250 V
Rated current	12 A
Ambient temperature range	-40°C to +85°C
Compliance	RoHS
Product standard	PPP 59015A: 2013 (Connector) / TÜV 2 PFG 1940 (Cable) / VDE 0620 (Plug)

## Ordering Options

Model	Cable Length Between Connector and AC Plug	Number per Box	Box Dimensions (mm)
HMS Field Connector	\	300	495 × 290 × 255
HMS Plug and Play Cable-CEE7/7-3m	3.0 m (customizable)	25	495 × 290 × 255

# Multi-Microinverter System


## HMS Connection Cable

Make a customized AC Trunk by utilizing HMS Trunk Connectors and HMS Extension Connectors.



## HMS Trunk Connector

Used to connect the microinverter's AC output to the AC Trunk, as well as to join together multiple HMS Connection Cables to create the AC Trunk.




## HMS Connector

Used to form the AC cable into an AC End Cable, which completes the connection between the end of the AC Trunk and the distribution box.



## HMS Extension Connector

Used to extend your cable runs when the distance between two microinverters exceeds the standard length of an HMS Connection Cable.



## HMS Sealing Cap

Used to cover the unused connection port on the HMS Trunk Connector, which is typically located at the beginning of the AC Trunk.



## HMS Disconnect Tool

A versatile tool that can be used to take apart connectors, tighten nuts, and loosen nuts.



## Technical Specifications

### Connector System Parameter

Pin number	2P + PE
Rated voltage	300 V
Rated current	40 A
Max. supported conductor sizes	6.0 mm <sup>2</sup>
Max. supported cable outer diameter	16.5 mm
Ambient temperature range	-40°C to +85°C
Protection degree	IP68
Flame resistance degree	UL94-V0
Compliance	RoHS
Product standard	IEC 61984

### Cable System Parameter

Cable type	H07RN-F
Rated voltage	450 V
Conductor size	2.5 mm <sup>2</sup> / 4.0 mm <sup>2</sup> / 6.0mm <sup>2</sup>
UV exposure rating	According to 2PFG 1940

Cable flame rating	According to IEC 60332-1-2
Ambient temperature range	-40°C to +90°C
Compliance	RoHS
Product standard	EN50525-2-21

## Connector Ordering Options

Connector Model	Number per Box	Box Dimensions (mm)
HMS Sealing Cap	TBD	495 × 290 × 255
HMS Trunk Connector	TBD	495 × 290 × 255
HMS Extension Connector	TBD	495 × 290 × 255
HMS Disconnection Tool	TBD	495 × 290 × 255
HMS Connector	TBD	495 × 290 × 255

Connection Cable Model	Conductors Cross Sectional Area	Rated Current @55 °C <sup>1</sup>	Cable Length Between Connectors <sup>2</sup>	Minimum Bending Radius	Number Per Box	Box Dimensions
HMS Connection Cable-ENH25-110	3 x 2.5 mm <sup>2</sup>	24 A	1.1 m	6 cm	TBD	495 × 290 × 255 mm
HMS Connection Cable-ENH25-200	3 x 2.5 mm <sup>2</sup>	24 A	2.0 m	6 cm	TBD	495 × 290 × 255 mm
HMS Connection Cable-ENH25-230	3 x 2.5 mm <sup>2</sup>	24 A	2.3 m	6 cm	TBD	495 × 290 × 255 mm
HMS Connection Cable-ENH25-460	3 x 2.5 mm <sup>2</sup>	24 A	4.6 m	6 cm	TBD	495 × 290 × 255 mm
HMS Connection Cable-ENH40-110	3 x 4.0 mm <sup>2</sup>	32 A	1.1 m	7 cm	TBD	495 × 290 × 255 mm
HMS Connection Cable-ENH40-200	3 x 4.0 mm <sup>2</sup>	32 A	2.0 m	7 cm	TBD	495 × 290 × 255 mm
HMS Connection Cable-ENH40-230	3x 4.0 mm <sup>2</sup>	32 A	2.3 m	7 cm	TBD	495 × 290 × 255 mm
HMS Connection Cable-ENH40-460	3 x 4.0 mm <sup>2</sup>	32 A	4.6 m	7 cm	TBD	495 × 290 × 255 mm
HMS Connection Cable-ENH60-110	3 x 6.0 mm <sup>2</sup>	40 A	1.1 m	8 cm	TBD	495 × 290 × 255 mm
HMS Connection Cable-ENH60-200	3 x 6.0 mm <sup>2</sup>	40 A	2.0 m	8 cm	TBD	495 × 290 × 255 mm
HMS Connection Cable-ENH60-230	3 x 6.0 mm <sup>2</sup>	40 A	2.3 m	8 cm	TBD	495 × 290 × 255 mm
HMS Connection Cable-ENH60-460	3 x 6.0 mm <sup>2</sup>	40 A	4.6 m	8 cm	TBD	495 × 290 × 255 mm

1) Rated Current @55 °C: The given value is typical at 55°C temperature and may differ at different temperatures. To calculate the actual current carrying capacity of the cable at other temperatures, refer to the technical note 'Ampacity Calculation Guide for Hoymiles HMS Cable System'. Please comply with local standards when designing and installing cables.

2) Cable length can be customized. Please contact Hoymiles sales for more details.

