



# COMET

2U Mono-Glass Module

640W-670W


## Technical Features:

 Partial Shading Optimisation

 Better Temperature Coefficient


 High Temperature Restriction

 Micro-crack Resistance

 Higher Power

 Lower BOS

 More Aesthetic Values

 Infinite Technology



red dot winner 2023




Product Warranty  
Extendable to 25years\*



Performance Warranty



Warranty partner

Munich RE 

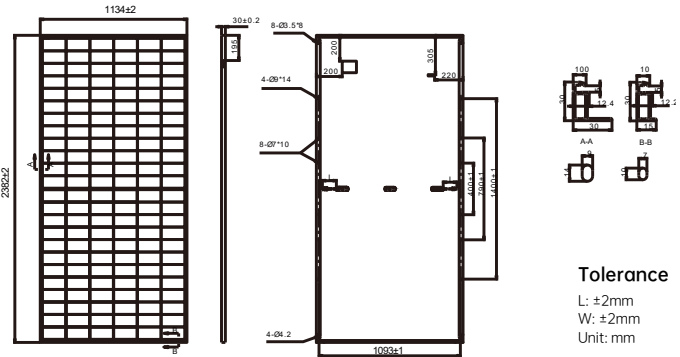
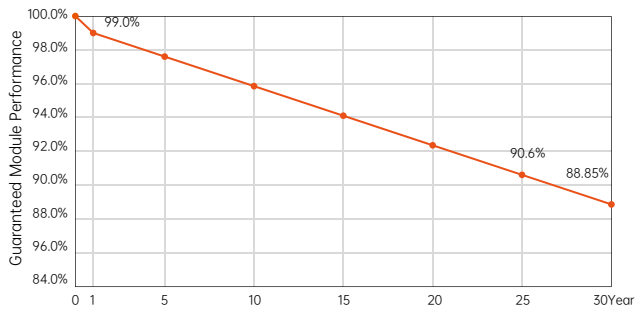
**670W**  
Output

**24.8%**  
Efficiency

**≤1%**  
First-year Degradation

**≤0.35%**  
Annual Degradation from Year 2-30

### 30-year Linear Performance Warranty



### Electrical Characteristics (STC: AM1.5 1000W/m<sup>2</sup> 25°C NOCT: AM1.5 800W/m<sup>2</sup> 20°C 1m/s)

Power Tolerance: 0~ +3%

Module Type	AIKO-G640-MCH72Mw		AIKO-G645-MCH72Mw		AIKO-G650-MCH72Mw		AIKO-G655-MCH72Mw		AIKO-G660-MCH72Mw		AIKO-G665-MCH72Mw		AIKO-G670-MCH72Mw	
	STC	NOCT	STC	NOCT	STC	NOCT	STC	NOCT	STC	NOCT	STC	NOCT	STC	NOCT
P <sub>max</sub> [W]	640	482	645	486	650	490	655	493	660	497	665	501	670	505
V <sub>oc</sub> [V]	54.20	51.18	54.30	51.28	54.40	51.37	54.50	51.47	54.60	51.56	54.70	51.66	54.80	51.75
V <sub>mp</sub> [V]	44.90	42.40	45.00	42.50	45.10	42.59	45.20	42.69	45.30	42.78	45.40	42.87	45.50	42.97
I <sub>sc</sub> [A]	15.00	12.13	15.06	12.18	15.12	12.23	15.18	12.28	15.24	12.32	13.30	12.37	15.36	12.42
I <sub>mp</sub> [A]	14.26	11.38	14.34	11.44	14.42	11.51	14.50	11.57	14.57	11.63	14.65	11.69	14.73	11.76
<b>Module Efficiency</b>	<b>23.7%</b>		<b>23.9%</b>		<b>24.0%</b>		<b>24.2%</b>		<b>24.4%</b>		<b>24.6%</b>		<b>24.8%</b>	

### Product Specification

Cell Type	N-Type ABC
Glass	3.2mm tempered glass
Frame	Anodized aluminum
Cable	4mm <sup>2</sup> (IEC) 12AWG(UL) +350mm, -280mm/±1400mm or Customized Length
No. of Cells	144(6*24)
Junction Box	IP68, 3 bypass diodes
Connector	MC4 Compatible/MC4-Evo2
Weight	28.1kg±3%
Dimension	2382*1134*30mm
Package Detail	36pcs per pallet / 144pcs per 20'GP / 720pcs per 40'HC

### Temperature Ratings (STC)

Temperature Coefficient of I <sub>sc</sub>	+ 0.05%/ °C
Temperature Coefficient of V <sub>oc</sub>	- 0.22%/ °C
Temperature Coefficient of P <sub>max</sub>	- 0.26%/ °C

### Installation Guide

Operation Temperature	-40°C - +85°C
Maximum Series Fuse Rating	25A
Protection Class	Class II
V <sub>oc</sub> and I <sub>sc</sub> Tolerance	±3%
Maximum System Voltage	DC1500V
Maximum Static Loading	Front 5400Pa Back 2400Pa
Hail Test	40 mm diameter hail at 23 m/s
Fire Rating	IEC Class C

